

Assembly Instruction

UPH0-C-DIN470

Ax1



Ex8



M8x12x2mm

Bx2

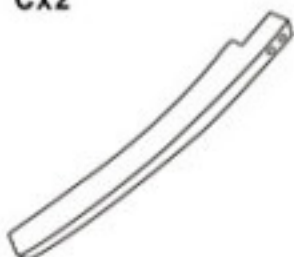


Fx8



M8x65mm

Cx2



Hx1



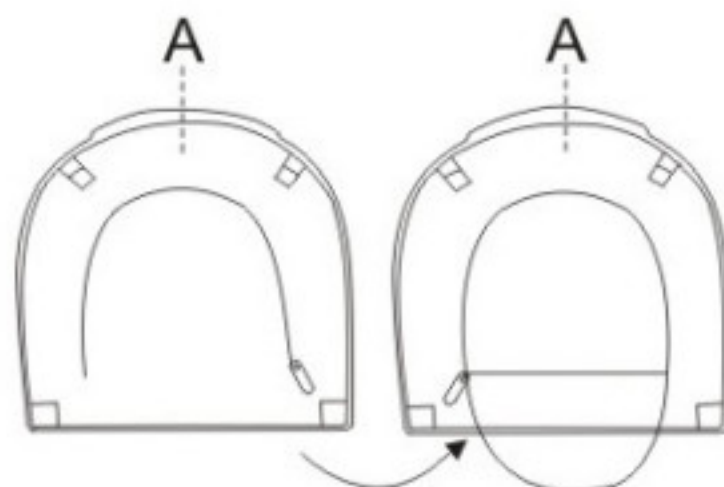
M8

Dx8

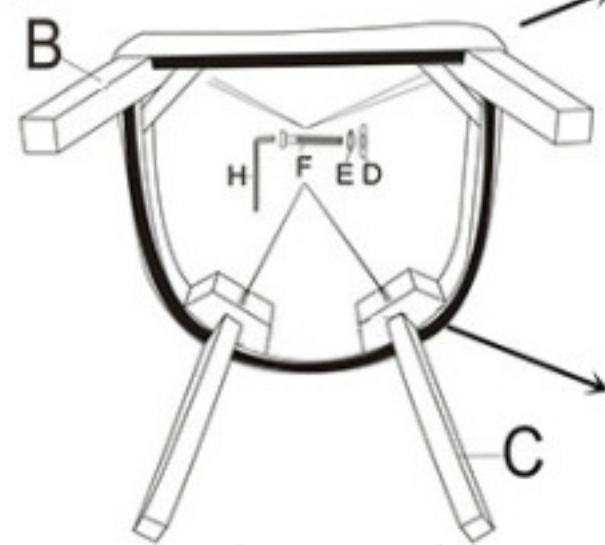


M8x22x2mm

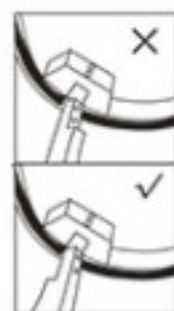
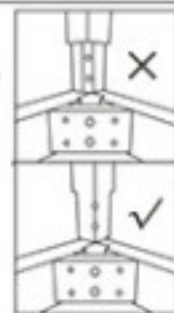
①



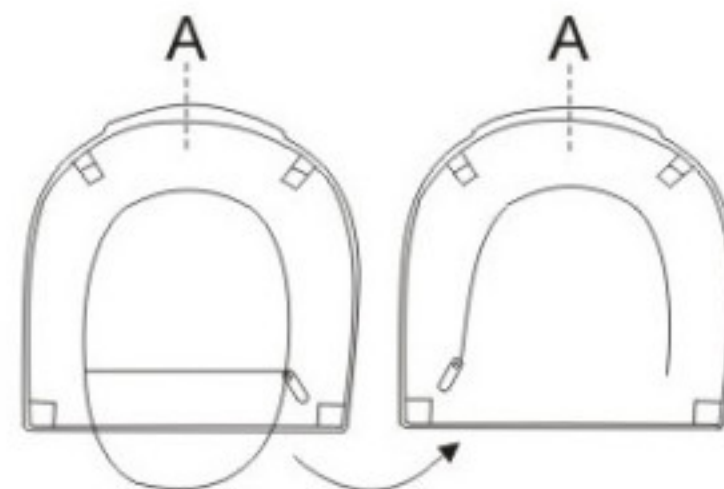
②



Step1: Please four legs a bolts and washers semi tight.
Step2: Please chair upright and sit on to level leg positions
Step3: Proceed to tighten bolts securely



③



④



WARNING:

DO NOT STAND ON THE PRODUCT, DO NOT USE THIS PRODUCT AS A STEP LADDER.

DO NOT USE THIS PRODUCT UNLESS ALL BOLTS, SCREWS AND KNOBS ARE FIRMLY SECURED.

PLEASE DO NOT USE KNIFE TO OPEN ANY PARTS OF THE BOX OR PRODUCT.